


# STONE TRANSITIONS

*... Simply Better*

*Designed for Universal use with Manufactured & Natural Stone Veneers*



**WATERTABLE/SILLS, WINDOW/DOOR TRIM, WALL/PIER CAPS & FIREPLACE SOLUTIONS**



WATERTABLE/SILL COLLECTION



ARCHITECTURAL TRIM COLLECTION



WALL/PIER CAP COLLECTION



FIREPLACE SOLUTIONS



CONTENTS PAGE SUMMARY

WATERTABLE/SILL COLLECTION

Watertable/Sill

Traditional Edge .....5

Rockfaced Edge.....5

Bullnose Edge.....5

ARCHITECTURAL TRIM COLLECTION

Window/Door Trim

Tumbled

Keystone & Trimstone .....7

Hand Crafted

Keystone & Trimstone.....7

Traditional

Keystone, Universal Return & Straight.....7

Lintels

36" & 42" Lintels .....7

Electrical Box Stones

Light Fixture Stones

Large & Small.....9

Receptacle Stones

Double & Single.....9

Finishing Accents

Address Stone & Hose Bib

Address Stone.....9

Hose Bib .....9

WALL/PIER CAP COLLECTION

Wall/Pier Caps

Wall Caps

Flagstone Flat.....11

Flagstone Peaked.....11

Double Bullnose.....12

Eased Edge Peaked.....12

Eased Edge Flat.....12

Monarch.....12

Pier Caps

Flagstone Flat.....11

Flagstone Peaked.....11

Bullnose Flat.....12

Bullnose Peaked.....12

Dupont Flat.....12

Dupont Peaked.....12

FIREPLACE SOLUTIONS

Mantel Components

Mantel Shelf & Corbels.....15

Trim Kit & Hearthstones

Fireplace Trim Kit.....15

Hearthstones.....15

Color Makes  
A Difference

We have identified the presence of common color hues and tones found throughout hundreds of manufactured and natural stone veneers. From this, we created our comprehensive range of color choices designed to complement and enhance all stone, brick, stucco or other cladding finishes.

While StoneTransitions® offers the most comprehensive selection of colors, there are a few factors that impact a color's appearance including the following:

Surface Texture

Smooth surfaces appear lighter , while highly textured surfaces appear darker.

Lighting


Type of lighting (inside vs. outside), time of day (sunlight vs. shade) and time of year (summer vs. winter).

Viewing Position & Conditions

Flat vs. vertical, close vs. distant and damp vs. dry.

Product colors in this brochure may vary slightly from actual product due to printing and photography limitations. We recommend viewing actual product samples prior to final selection.

Shell



Sand



Auburn




Canyon




Summit




Normandy



Graphite



Coal



Surface Texture Examples

All texture surface examples below are shown in the same color (Normandy) and were made with the same manufacturing process. Below the texture swatches is a listing of products finished in the corresponding surface texture.



ETCHED FLAGSTONE

Hearthstones



FLAGSTONE

Handcrafted - Trimstones  
Handcrafted - Keystones  
Tumbled - Trimstones  
Tumbled - Keystones  
Flagstone - Wall Caps  
Flagstone - Pier Caps  
Lintels



MANTEL

Mantel Shelves  
Corbels



SMOOTH

Double Bullnose - Wall Caps  
Double Bullnose - Pier Caps  
Eased Edge - Wall Caps  
Dupont - Pier Caps



TRADITIONAL

Watertable/Sills  
Traditional - Window/Door Trim  
Light Fixture Stones  
Receptacle Stones  
Address Stones  
Hose Bib Stones  
Monarch - Wall Caps  
Fireplace Trim Kits






## WATERTABLE/SILL – 3 Profiles


**Durable, Functional & Maintenance Free** – Watertable/Sill products include a sloped top surface and water diversion drip groove that directs water away from surface facing materials for even the harshest climates. Our sills are dimensionally consistent for ease of layout and installation and come in the Traditional surface texture.

### TRADITIONAL EDGE




WTMSMF-1

### ROCKFACED EDGE



WTMRKF-1

### BULLNOSE EDGE



WTMBSS-1

### 7 COLOR OPTIONS

Colors are integral and require no additional treatment or finishes. Our Color selections enable you to match and color coordinate with all of our StoneTransitions® architectural profiles such as wall and pier caps, window and door trim and other products.



Product colors in this brochure may vary slightly from actual product due to printing and photography limitations. We recommend viewing actual product samples prior to final selection.





## WINDOW/DOOR TRIM – 4 Styles

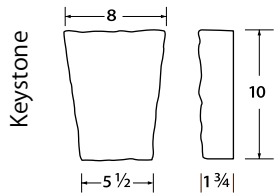
Create **High Impact Custom Looks** – Put the perfect finishing touch on any window and door treatments. Available in 4 different styles, our Window/Door Trim and Lintel products are the perfect accent to many exterior finishes.

### TUMBLLED

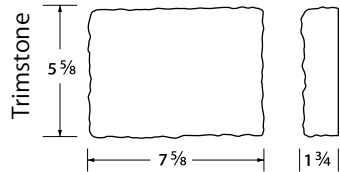
Keystone



Trimstone



MDMKEY-2



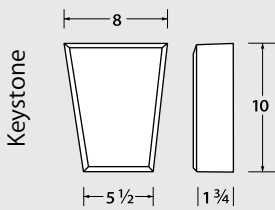
MDMRFT-1

### HAND CRAFTED

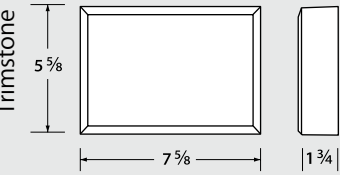
Keystone



Trimstone



MDMKEY-3



MDMCET-1

### TRADITIONAL

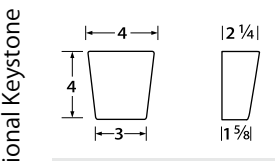
Keystone



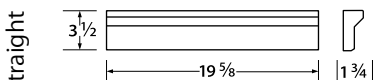
Universal Return



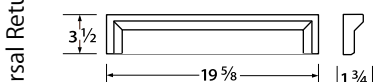
Straight



MDMKEY-1

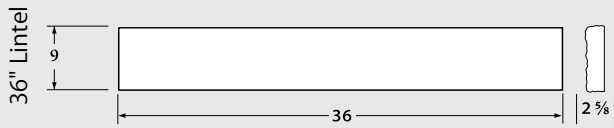


MDMTRT-1

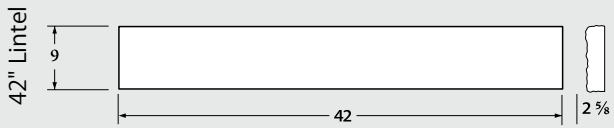


MDMTRT-1URT

### LINTELS — *Lintels can also be used as a header over your fireplace opening or as a trim around the entire firebox.*



MDMLTL-1-36



MDMLTL-1-42

### 7 COLOR OPTIONS



Shell

Sand

Auburn

Canyon

Summit

Normandy

Coal

Tumbled Trimstone & Flagstone Flat Wall Cap & Rockfaced Watertable/Sill – in Normandy





Large Light Fixture Stone – in Summit



Small Light Fixture Stone – in Normandy

## ELECTRICAL BOX STONES

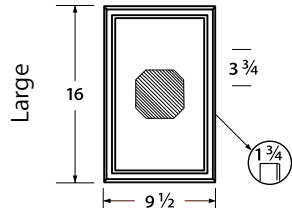
**Functional & Stylish** – Our Light Fixture Stones and Receptacle Stones are designed with the Traditional surface texture and can be used with any wall veneer. Receptacle Stones are ideal for both receptacles and switch boxes.

### LIGHT FIXTURE STONES

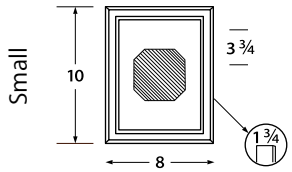
Large



Small



MDMLLP-1



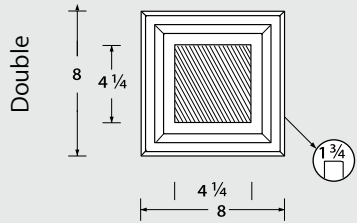
MDMSLP-1

### RECEPTACLE STONES

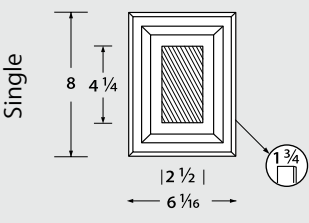
Double



Single



MDMDRP-1



MDMSRP-1



Address Stone – in Normandy



Traditional Single Receptacle Stone – in Summit

## FINISHING ACCENTS

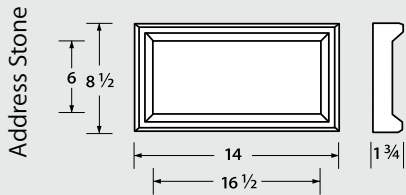
**Beautify Your Surroundings** – With its Traditional surface texture finish, our Address Stones and Hose Bibs are the final accent to the exterior of your next construction project! Our Hose Bib's two piece design allows for ease of installation and a cleaner finished look.

### ADDRESS STONE & HOSE BIB

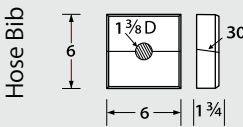
Address Stone



Hose Bib



MDMADR-1



MDMHBP-1

### 7 COLOR OPTIONS



Shell

Sand

Auburn

Canyon

Summit

Normandy

Coal



Right Size, Shape, Color and Finish for Any Project

StoneTransitions® Flagstone Wall and Pier caps are both dimensionally and texturally consistent, making our Flagstone Caps easy to install!

## FLAGSTONE WALL/PIER CAPS – Flat & Peaked

Cap Off Your Project With Style - StoneTransitions® Flagstone Caps help provide protection and a beautifully finished look for your wall, pier and column projects.

### WALL CAPS

Flagstone Flat



	WIDTH	HEIGHT	LENGTH
WCMFGS-6	6"	2"	20"
WCMFGS-8	8"	2"	20"
WCMFGS-10	10"	2"	20"

	WIDTH	HEIGHT	LENGTH
WCMFGS-12	12"	2"	20"
WCMFGS-14	14"	2"	20"

Flagstone Peaked



	WIDTH	HEIGHT	LENGTH
PCM-FLP-10	10"	2 ¾"	20"
PCM-FLP-12	12"	3"	20"

### PIER CAPS

Flagstone Flat



	WIDTH	HEIGHT	LENGTH
PCMFLF-18	18"	2"	18"
PCMFLF-22	22"	2"	22"
PCMFLF-26	26"	2 ¼"	26"

	WIDTH	HEIGHT	LENGTH
PCMFLF-28	28"	2 ¼"	28"
PCMFLF-32	32"	2 ¼"	32"

Flagstone Peaked



	WIDTH	HEIGHT	LENGTH
PCMFLP-18	18"	4 ¼"	18"
PCMFLP-22	22"	4 ¼"	22"

	WIDTH	HEIGHT	LENGTH
PCMFLP-26	26"	5 ½"	26"
PCMFLP-32	32"	5 ¾"	32"

### 8 COLOR OPTIONS



Product colors in this brochure may vary slightly from actual product due to printing and photography limitations. We recommend viewing actual product samples prior to final selection.



Flagstone Peaked Pier Cap & Flagstone Flat Wall Cap – in Summit

Flagstone Flat Wall Cap – in Summit




# WALL/PIER CAP COLLECTION

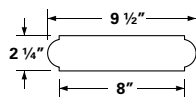
*Bullnose, Eased Edge, Monarch & Dupont*

**WALL CAPS** — *Should extend beyond the finished wall surfaces by a minimum of 1" to 2".*

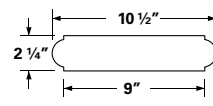
Double Bullnose



15 5/8" LENGTH (designed for block joint layout)




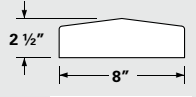
WCMBNS-8



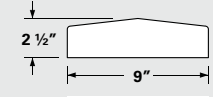
WCMBNS-9

Eased Edge Peaked






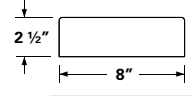
WCMPKS-8



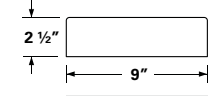
WCMPKS-9

Eased Edge Flat






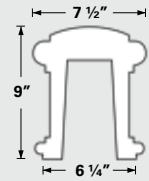
WCMFLS-8



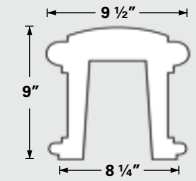
WCMFLS-9

Monarch



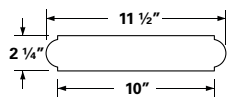


WC-MON-6

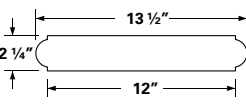


WC-MON-8

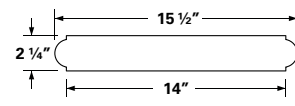
20" LENGTH



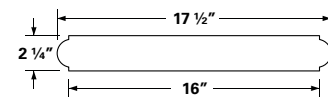
WCMBNS-10



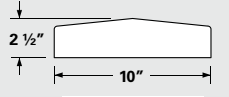
WCMBNS-12



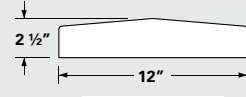
WCMBNS-14



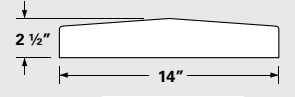
WCMBNS-16



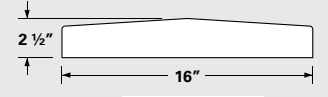
WCMPKS-10



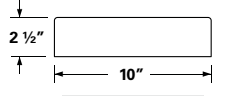
WCMPKS-12



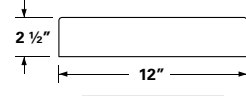
WCMPKS-14



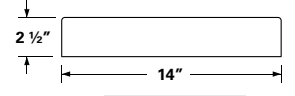
WCMPKS-16



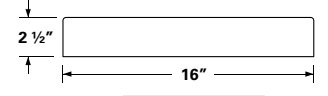
WCMFLS-10



WCMFLS-12




WCMFLS-14



WCMFLS-16



Double Bullnose Wall Cap – in Summit




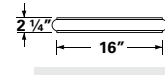
Monarch Wall Cap – in Normandy

**LOOKING TO ENHANCE YOUR CURB APPEAL?**  
StoneTransitions® Monarch Wall Cap is your answer. Available for 6" and 8" width CMU walls and with 8" nominal lengths, Monarch Wall Caps are the perfect solution.

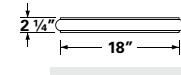
**PIER CAPS** — *Should extend beyond the finished wall surface by a minimum of 1 1/2" to 3" depending on column size.*

Bullnose Flat

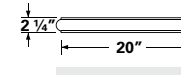




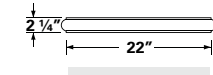
PCMBNF-16



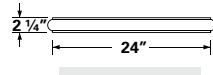
PCMBNF-18



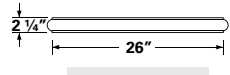
PCMBNF-20



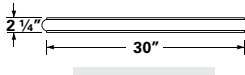
PCMBNF-22



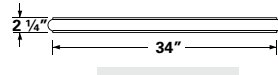
PCMBNF-24



PCMBNF-26




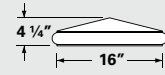
PCMBNF-30



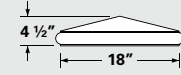
PCMBNF-34

Bullnose Peaked

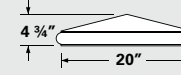




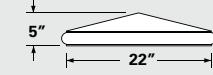
PCMBNP-16



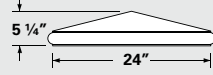
PCMBNP-18



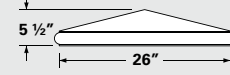
PCMBNP-20



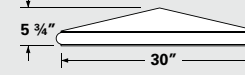
PCMBNP-22



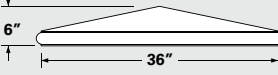
PCMBNP-24



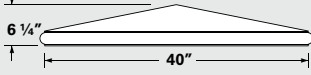
PCMBNP-26



PCMBNP-30




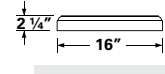
PCMBNP-36



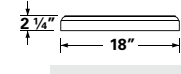
PCMBNP-40

Dupont Flat

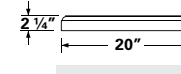




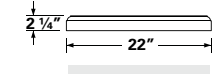
PCMDTF-16



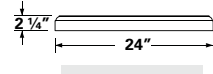
PCMDTF-18



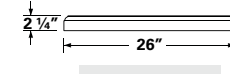
PCMDTF-20



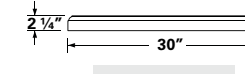
PCMDTF-22



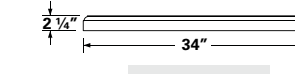
PCMDTF-24



PCMDTF-26




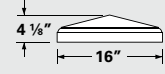
PCMDTF-30



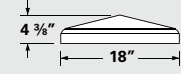
PCMDTF-34

Dupont Peaked

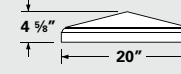




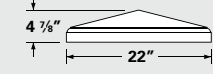
PCMDTP-16



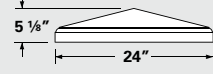
PCMDTP-18



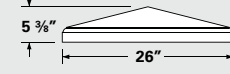
PCMDTP-20



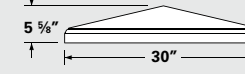
PCMDTP-22



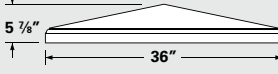
PCMDTP-24



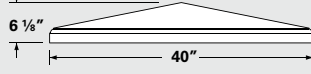
PCMDTP-26



PCMDTP-30




PCMDTP-36



PCMDTP-40

## 6 COLOR OPTIONS



Shell Sand Auburn Canyon Summit Normandy

Colors are integral and require no additional treatment or finishes. Our color selections enable you to match and color coordinate with all of our StoneTransitions® architectural profiles such as wall and pier caps, window and door trim and other products.

*Product colors in this brochure may vary slightly from actual product due to printing and photography limitations. We recommend viewing actual product samples prior to final selection.*





Hearthstones – in Summit



Fireplace Trim Kit – in Normandy

Traditional Edge Profile

1 1/2"

20"

20"

20"

Left

Center

Right

12"x60" – 3 Piece Traditional Hearthstone Kit

Auburn

Normandy

Shell



Mantel Shelf with Corbels and Fireplace Trim Kit with Hearthstones – in Auburn

MANTEL COMPONENTS – Traditional Series

**The Ultimate Combination of Form, Texture, and Color** – Add the timeless elegance of handcrafted stone for the ultimate design addition to any fireplace. StoneTransitions® Mantel Shelf and Corbels are the perfect design addition for discriminating lifestyles and those who demand the best. Designed for use with any type of stone veneer, brick or other facing materials; or as a stand alone focal piece. Featuring our unique Cast-Loc system, our Mantel Shelves and Corbels are easy to install, non-combustable and paintable if desired.

MANTEL SHELF & CORBELS – 3 Color Options

60" Mantel Shelf

72" Mantel Shelf

Corbels

3 COLOR OPTIONS

Auburn

Normandy

Shell

		WIDTH	HEIGHT	LENGTH	WIDTH (TOP)	WIDTH (BOTTOM)
Mantel Shelf	MDMMTL-60	–	5.5"	60"	8.5"	6 1/4"
Mantel Shelf	MDMMTL-72	–	5.5"	72"	8.5"	6 1/4"
Corbel	MDMCBL	5 5/8"	7 5/8"	5"	–	–

TRIM KIT & HEARTHSTONES

**The Perfect Finishings for any Fireplace** – Pair either a StoneTransitions® Fireplace Trim Kit or Lintels with our Hearthstones to achieve an awe-inspiring fireplace for your home.

- Traditional Fireplace Trim Kits** – With factory finished edges, can be installed with/without grout joints.
- Hearthstones** – Designed for use with a wide variety of stone and other fireplace facing materials.
- Lintels** – The ideal header stone over your fireplace opening or as trim around the entire firebox. *\*See page 7 for Lintel product specifications.*

FIREPLACE TRIM KIT – 7 Color Options\*

Trim Kit Includes:

- 2 - Universal Returns
- 5 - Straights
- 1 - Keystone (included free)

MDMFTR-1

*\*Not available in Graphite color.*

HEARTHSTONES – 8 Color Options

THICKNESS

LENGTH

WIDTH

HRMHCR-20

1 3/4"

20"

20"

8 COLORS

Shell

Sand

Auburn

Canyon

Summit

Normandy

Graphite\*

Coal



# STONE TRANSITIONS<sup>®</sup>

... Simply Better

WATERTABLE/SILLS, WINDOW/DOOR TRIM, WALL/PIER CAPS & FIREPLACE SOLUTIONS

*Product colors in this brochure may vary slightly from actual product due to printing and photography limitations. We recommend viewing actual product samples prior to final selection.*



W: [www.LMPrecast.com](http://www.LMPrecast.com)  
MAIN: 530-443-7521  
T: 916-548-8232

Authorized Dealer: